HANE 3/8" INDVENDIG RØRGEVIND
TAP 3/8 PIPE THREAD
HAHN 3/8" INNENDURCHMESSER ROHRGEWINDE
ROBINET FILETAGE INTERIEUR 3/8"
RUBINETTO FILETTATURA INTERNA 3/8"

SECTION A-A

Bore & Installationsinformation Drill & Installation information Bohren & Installation information Instructions pour le perçage et l´installation Informazioni per perforazione e installazione	Position. B
Trægulv Wooden floor Holzfußboden Plancher de bois Pavimento in legno	Betongulv Concrete floor Betonestrich Sol en beton Pavimento in cemento
SCALE 1:1	SCALE 1:1
Huldimension/Drilling dimension/ Loch dimension/Forage dimension/ Dimensione perforazione: ∅ 6 Dybde (min)/Depth (min)/ Tiefe (min)/Profondeur (min)/ Profondità (min): 80 mm	Huldimension/Drilling dimension/ Loch dimension/Forage dimension/ Dimensione perforazione: ∅ 8 Dybde (min)/Depth (min)/ Tiefe (min)/Profondeur (min) Profondità: 80 mm

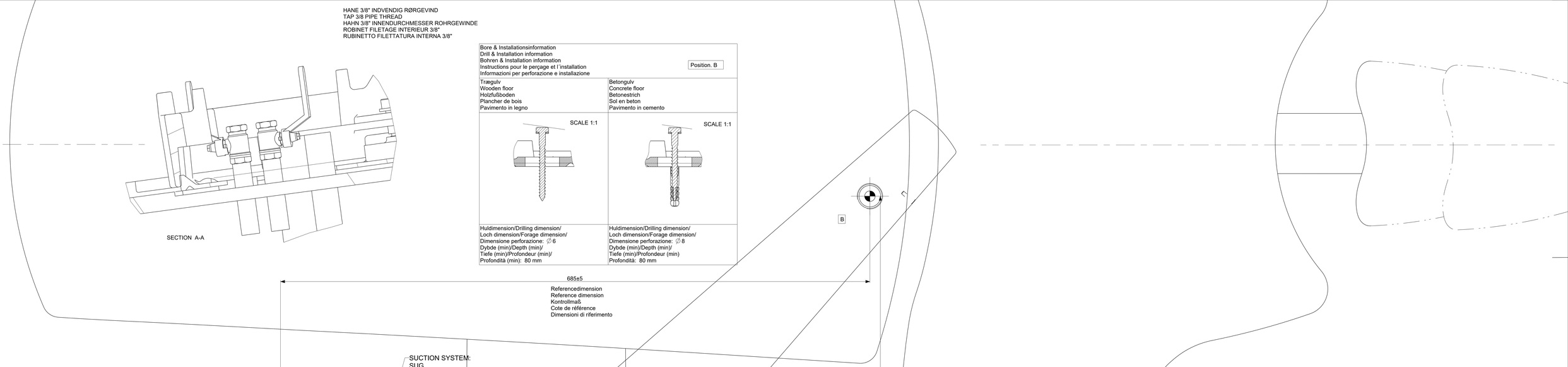

EL SUPPLY:

SUGEMOTOR STYRING
SUCTIONMOTOR
SAUGMOTOR
MOTEUR D'ASPIRATION
MOTORE ASPIRAZIONE

ASS. KALDESYSTEM
CALL SYSTEM
RUFANLAGE
SYSTEME D'APPEL
SISTEMA DI CHIAMATA

POTENTIELUDLIGNING
POTENTIAL EQUILIZATION
POTENTIALANGLEICHUNG
EQUIPOTENTIALITÉ
EQUIPOTENZIALE

230 VOLT +

PC KABEL
PC KABEL
PC CABLE
PC, CABLES
CAVI PC

SUCTION SYSTEM:
SUG
SUCTION
ABSAUGUNG
ASPIRATION
ASPIRAZIONE

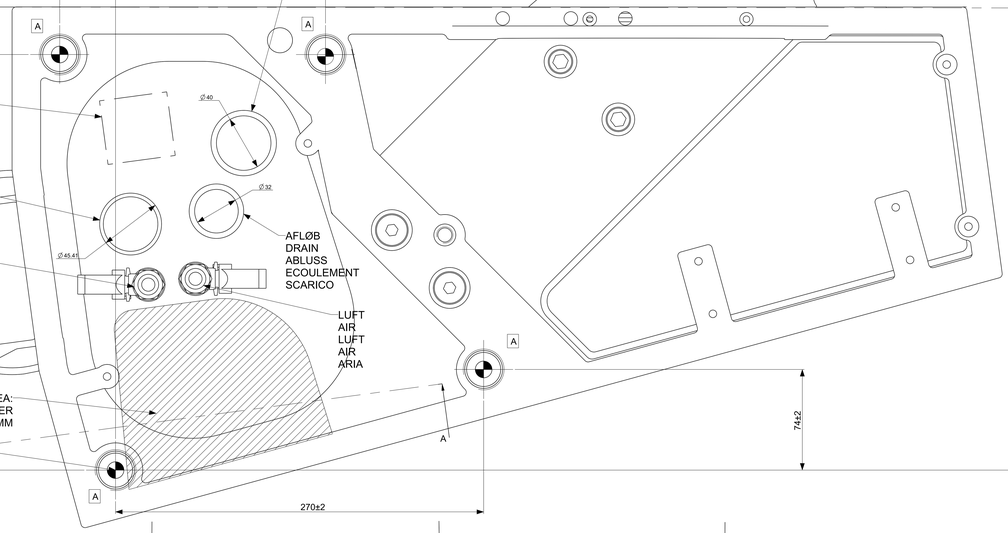

FIXPUNKT
FIX POINT
REFERENZPUNKT
POINT DE RÉFÉRENCE
PUNTO DI RIFERIMENTO

HATCHED AREA:
MAX. HEIGHT OVER
FLOOR IS 70MM

Bore & Installationsinformation Drill & Installation information Bohren & Installation information Instructions pour le perçage et l´installation Informazioni per perforazione e installazione	Position A
Trægulv Wooden floor Holzfußboden Plancher de bois Pavimento in legno	Betongulv Concrete floor Betonestrich Sol en beton Pavimento in cemento
SCALE 1:1 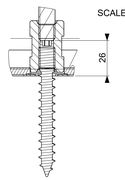 SECTION B-B SCALE 1:1	SCALE 1:1 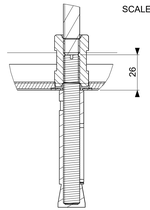
Huldimension/Drilling dimension/ Loch Dimension/Forage dimension/ Dimensione perforazione: ∅ 8 Dybde (min)/Depth (min)/ Tiefe (min)/Profondeur (min)/ Profondità (min): 80 mm	Huldimension/Drilling dimension/ Loch Dimension/Forage dimension/ Dimensione perforazione: ∅ 18 Dybde (min)/Depth (min)/ Tiefe (min)/Profondeur (min)/ Profondità: 105 mm

Reference dokument
Reference document
Referenzdokument
Document de référence
Documento di riferimento

YB-860 XO FLOW Installationsvejledning
YB-860 XO FLOW Installation guide
YB-860 XO FLOW Installationsanleitung
YB-860 XO FLOW Notice d'installation

Boreskabelon, Stål, XO varenr.:AP-919
Drilling template, Steel XO p/n.:AP-919
Bohrschablone, Stahl., XO Artikel-Nr.:AP-919
Gabarit de perçage , Acier XO no.:AP-919
Sagoma in acciaio per perforazione, cod. XO: AP-919

Rev	Change	Description	Ini	XO CARE A/S		Sheet 1 of 1
-4					Scale: 1:1	Date: 02-12-2020 / Sign: MCK
-3					Approved:	
-2					Date:	
-1					Sign/Ini:	
Model:		Title:		Installation plan, XO FLOW	Replaces:	
-					Model: YC-001	Rev: 0
Edit:					Replaced by:	